

Learning Landscapes

Northgate Elementary



Seattle
Department of
Transportation



Seattle
Department of Education
& Early Learning

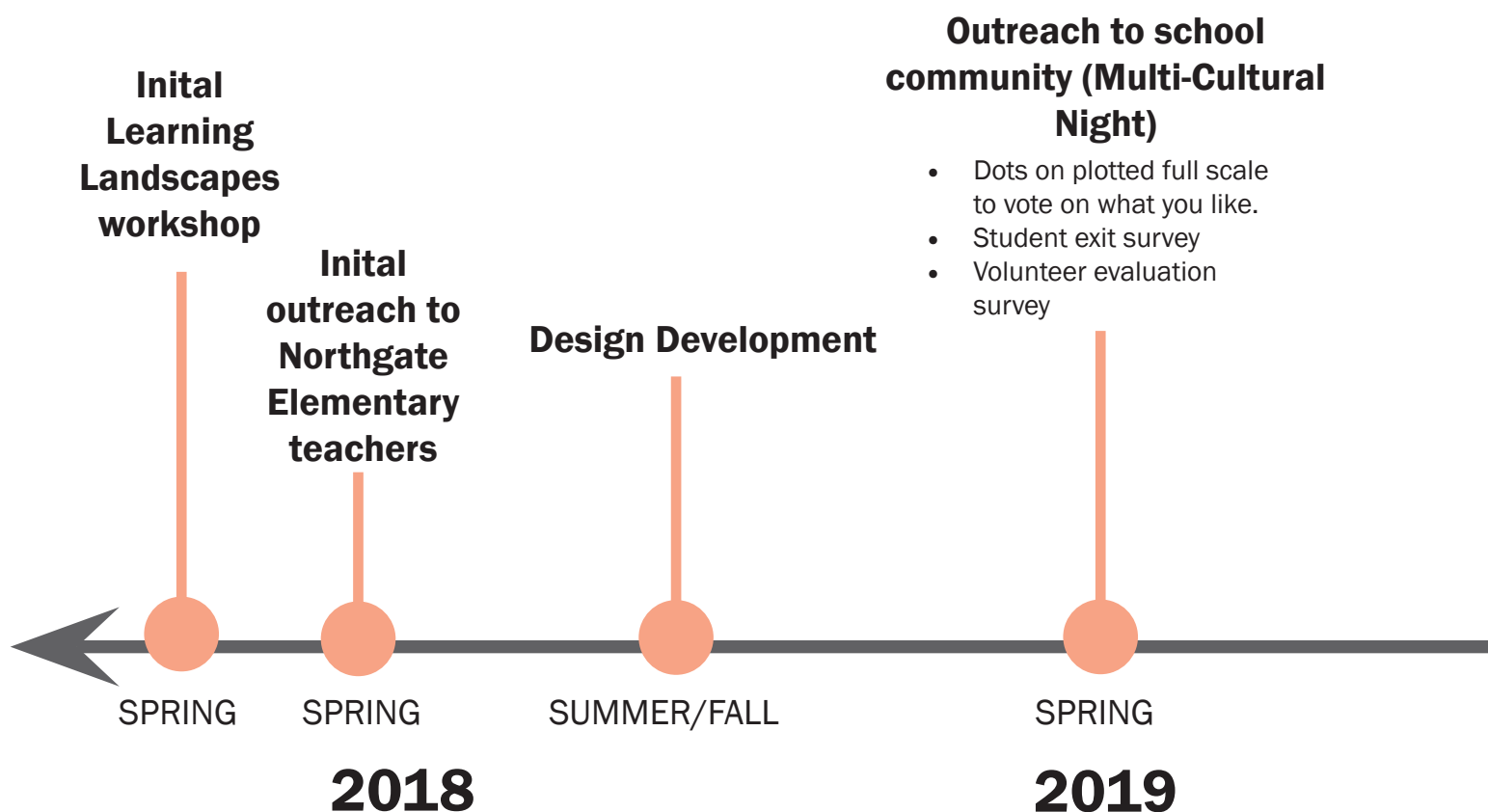


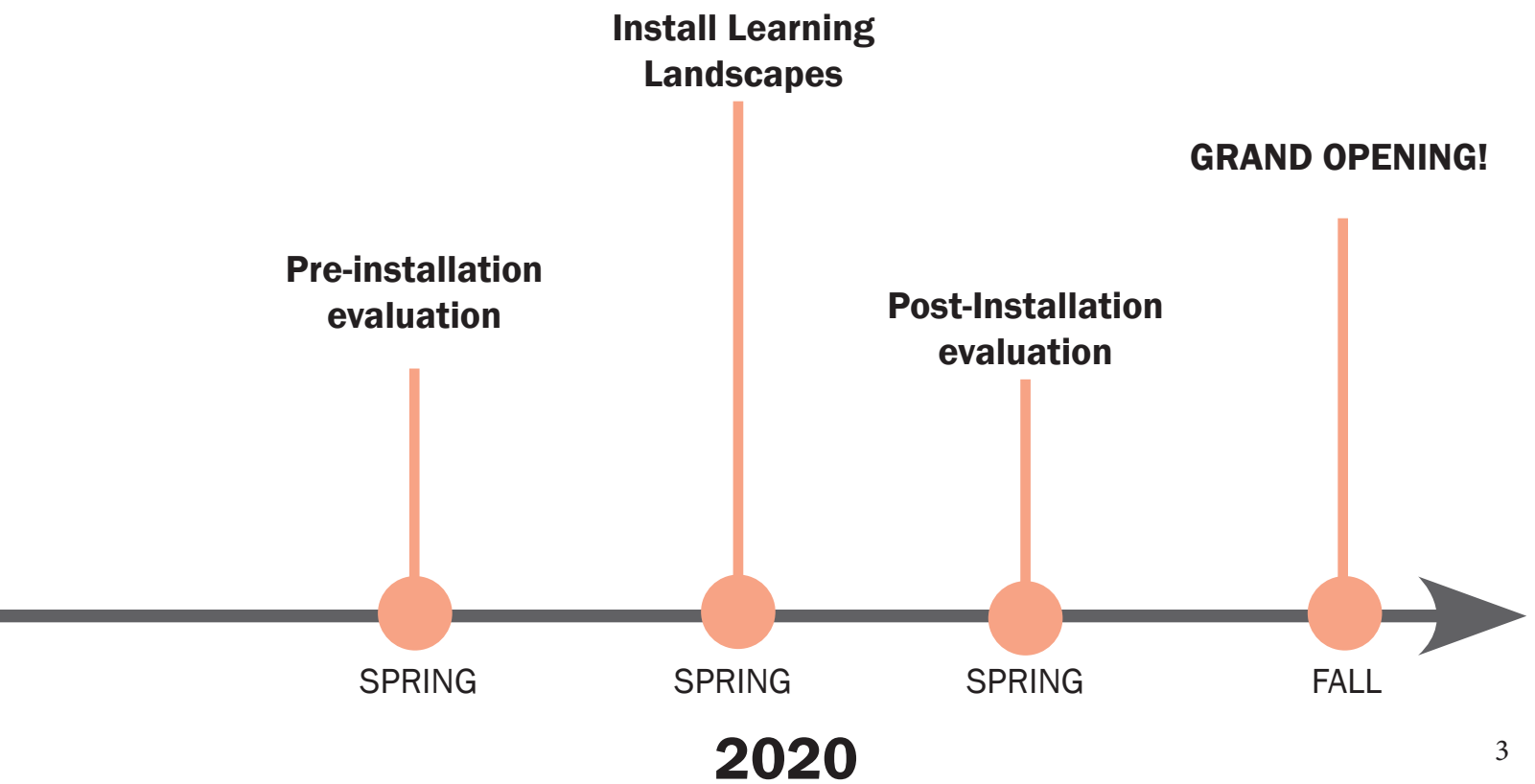
Learning Landscapes

Safe Routes to School is partnering with the Seattle Department of Education and Early Learning and Seattle Public School's Northgate Elementary for a Learning Landscapes pilot project. It is projected that by 2050, 70% of the world's children will be living in urban areas and most of these children will reach adulthood without the basic secondary skills required to meet the needs of the workplace. Furthermore, children are spending only 20% of their waking time in school. By installing designs on a sidewalk that will provide safe pedestrian passage to school through a cognitively stimulating environment, our hope is that children will engage in play and conversation that will support their development and prepare them for school. Learning Landscapes is a

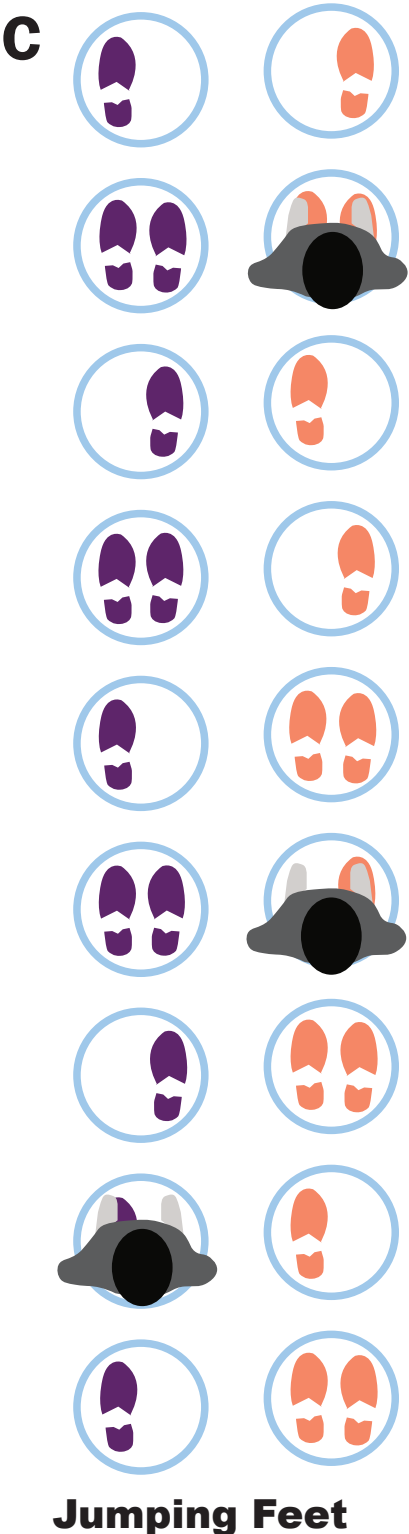

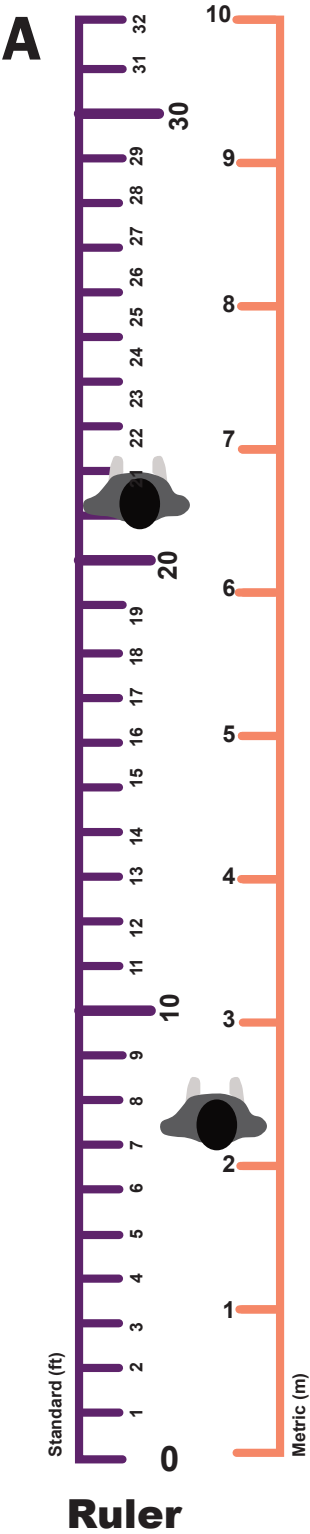
concept developed by Kathy Hirsh-Pasek at Temple University to address educational inequities in urban areas. By transforming the public realm into opportunities for young children and their caretakers to talk and engage in playful learning, children will have the opportunity to develop language, spatial awareness and gross motor functioning that will help them build a foundation for success in school. This project seeks to provide enrichment to the remaining 80% of time children are awake and interacting with their families and their surroundings.

Timeline



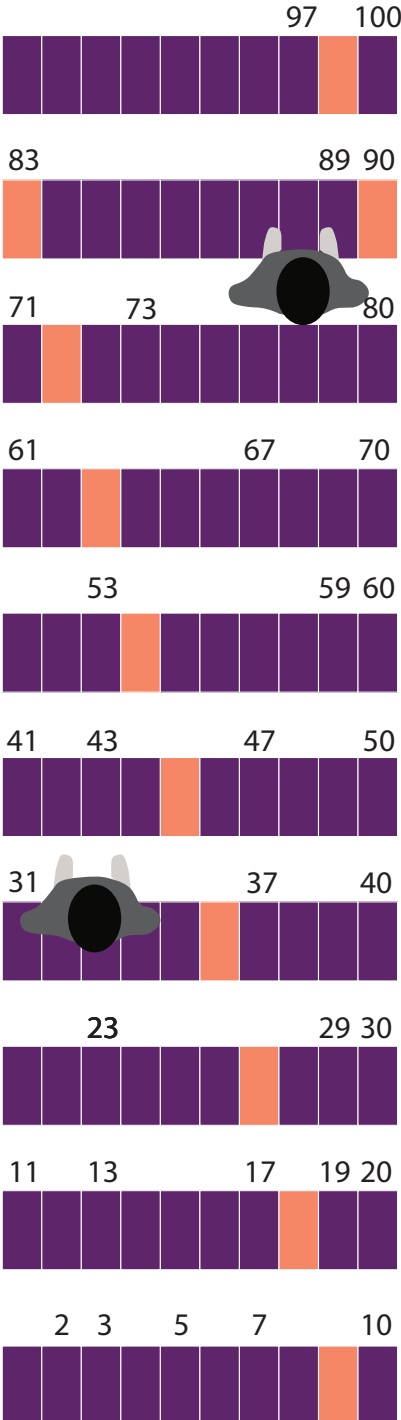


Sidewalk Installations



Bus Stop Installation

D



Prime Numbers
and Base 10

E

S	E	R	S
P	A	T	G
L	I	N	E
S	E	R	S

Letter Scramble

Description

- A Ruler** challenges children to see how far they can jump. By having both metric and US standard measurements, they can make this spatial comparison.
- B Shape Walk** challenges children to create a new pattern by jumping each time they go through. Younger students can practice identifying shapes and colors and build vocabulary around what shapes/colors/sizes are the same or different and why
- C Jumping Feet** morphs everyday hopscotch into an executive functioning activity. Shoe prints encourage children to jump, developing their ability to control impulses and think flexibly as they match the random pattern and think about their next step
- D Base 10** is the foundation for a strong number sense, especially useful for visual learners. Students can think about what number goes in the hundreds, tens, and one places. They can also use this to learn times tables and division math facts by hopping on various multiples and multiplying or dividing as they hop. Students practice foundational aspects of algebra by finding the missing number. Younger students can practice their addition and subtraction by jumping in various directions.
- E Letter Scramble** encourages children to spell words as they go through the space. Younger students can also work on identifying letters and sounds, as well as vowels and consonants



Prompts

* indicates prompt will be translated into either Spanish, Amharic, Arabic, Tigrinya

- How far can you walk in 5 steps
- How many feet can you jump on one leg? *
- How many meters can you stretch holding hands with a friend?
- Hop on one foot when the circle has two feet
- Hop on two feet when the circle has one foot. *
- Hop on your left foot when the hopscotch shows the right foot
- Hop on your right foot when it shows the left foot.

- Jump on two different numbers and add them, subtract them, divide them, and multiply them!
- Can you jump on all the multiples of 9? *
- Jump to number 28, 39, 64, 71, 88
- Can you find a way to go through the puzzle only stepping on one color?
- Can you find a way to go through the puzzle only stepping on one shape? *
- Mix color, shapes, and number of feet!
- There are 503 words in this scramble, can you find them all?
- Can you find words in languages other than English? *
- Can you spell enough words to make a sentence?
- How many words can you find in one minute?



To Learn More:

kathyhirshpasek.com/learning-landscapes/

kathyhirshpasek.com/wp-content/uploads/sites/9/2018/06/Learning-Landscapes-Playing-the-way-to-learning-and-engagement.pdf

Contact

Ashley Rhead - ashley.rhead@seattle.gov

Monica Liang-Aguirre - Monica.Liang-Aguirre@seattle.gov